



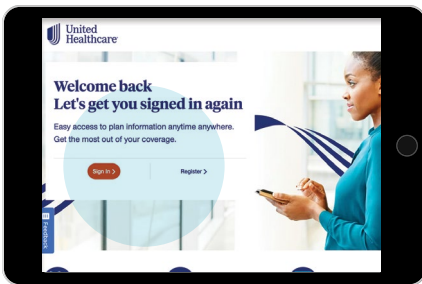
Welcome to UnitedHealthcare

Your ID cards have been sent to your home. If you would like to view, print or request an extra ID card, please follow the instructions below.

Accessing your digital ID card on myuhc.com®

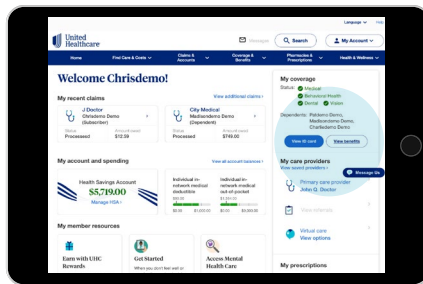
1

Go to **myuhc.com**.
Click “Sign in” (or “Register”
if you are a new member)



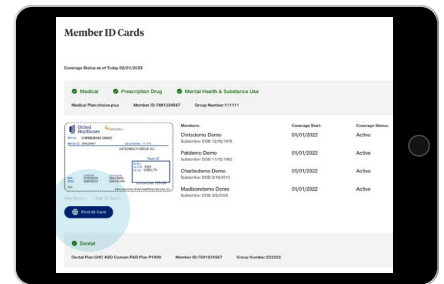
2

Click “View ID Card”



3

Members can print an ID card
on demand and/or request
a new card be mailed to their
home address on file



Accessing your digital ID card on the UnitedHealthcare® app

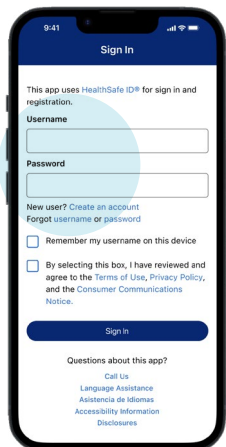
1

Download the
UnitedHealthcare
mobile app from
Apple's App Store® or
Google Play®



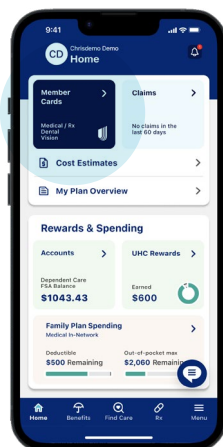
2

Create an account
or sign in



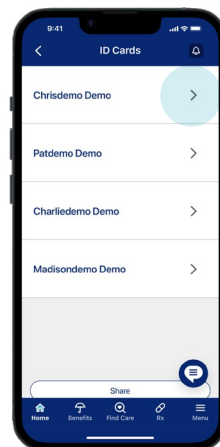
3

Click on
Member Cards



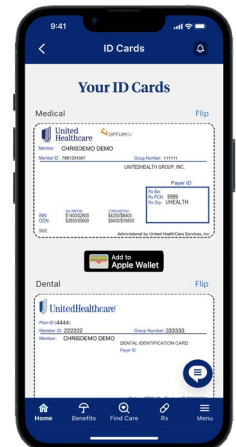
4

Choose
member's card



5

Members can share a PDF
copy of the ID card, print
or add the ID card to Apple
or Google wallet



United
Healthcare®



Your health plan ID card has key information about you and your coverage. When you visit your doctor, hospital or other health care provider, remember to show them the card so they know how to bill for the services they're providing you.

Pharmacy Benefits information. Contains Pharmacy claims address to file claims, customer service number for pharmacies, and customer service number for members.

